

**Подключение сканера Datalogic QD24XX к
стационарному сканеру с весовой ячейкой Magellan
8400**

Оглавление

1. Magellan 8400.....	3
1.1. Установка интерфейса RS-232 Single Cable	3
1.2. Установка заводских настроек по умолчанию для RS-232 ..	4
1.3. Настройки для работы с Set Retail	4
1.4. Открыть на Magellan8400 AUX-порт.....	6
2. Настройка ручного сканера QD24XX	7
2.1. Настройте ручной сканер QD24XX.....	7
2.2. Настройте ручной сканер QD24XX на работу через Magellan	9
2.3. Дополнительные настройки QD24XX.....	11

1. Magellan 8400


1.1. Установка интерфейса RS-232 Single Cable



SWITCH LABEL




INTERFACE TYPE = RS-232 SINGLE CABLE




SWITCH LABEL

1.2. Установка заводских настроек по умолчанию для RS-232



RETURN TO FACTORY SETTINGS


1.3. Настройки для работы с Set Retail




SWITCH LABEL




GLOBAL SUFFIX = CR LF



SCALE = ENABLE




EAN-13 CHECK CHARACTER TRANSMISSION = ENABLE




UPC-A CHECK CHARACTER TRANSMISSION = ENABLE



EAN-8 CHECK CHARACTER TRANSMISSION = ENABLE




UPC-E CHECK CHARACTER TRANSMISSION = ENABLE



SWITCH LABEL


1.4. Открыть на Magellan8400 AUX-порт



SWITCH LABEL




AUXILIARY PORT MODE = EXTERNAL HANDHELD INPUT




SWITCH LABEL

2. Настройка ручного сканера QD24XX


2.1. Настройте ручной сканер QD24XX



Select RS-232 Standard




Factory Default Settings




ENTER/EXIT PROGRAMMING MODE



Set Global Suffix



0




D




0



A




ENTER/EXIT PROGRAMMING MODE




ENTER/EXIT PROGRAMMING MODE


2.2. Настройте ручной сканер QD24XX на работу через Magellan




Restore USA Factory Configuration




Select RS232-STD




Restore Custom Default Configuration



ENTER/EXIT PROGRAMMING MODE



Label ID Transmission = Enable as Prefix



ENTER/EXIT PROGRAMMING MODE

2.3. Дополнительные настройки QD24XX

Data Matrix, PDF 417 & QR Code are enabled by Default.
Aztec must be enabled, if needed.



Enable "P" Label ID for Data Matrix, Aztec, QR Code & PDF 417



Просканировать на Magellan:

Enable PDF 417

PDF 417 = ENABLE



³ 0 0 0 0 0 0 0 5 A 1 0 1 0 0 0 0 0